


A SMOKE ALARM
KEEPS YOU SAFE FROM HARM







WITH

**ALERT
BERT**


THE SMOKE ALARM




SMOKE ALARMS,  LIKE
ALERT BERT , HAVE A VERY

IMPORTANT JOB! THEY HAVE SPECIAL
NOSES  THAT SMELL SMOKE .

CONNECT THE DOTS TO FIND OUT WHO IS SAYING THE IMPORTANT
FIRE SAFETY MESSAGE.



WHEN A SMOKE ALARM



SMELLS SMOKE



IT MAKES

A LOUD NOISE

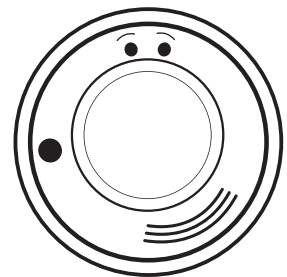







B-E-E-E-P!


TO LET PEOPLE

KNOW THERE IS A FIRE







DRAW A LINE BETWEEN THE FOUR PAIRS OF SMOKE ALARMS THAT LOOK ALIKE.





SMOKE ALARMS  SHOULD BE
ON EVERY LEVEL OF YOUR HOME ,

IN EACH BEDROOM AND OUTSIDE OF
SLEEPING AREAS. FIRES  CAN START
OVERNIGHT , WHEN EVERYONE IS
SLEEPING . IT'S IMPORTANT TO HEAR
THE BEEP  WHERE YOU SLEEP!

CAN YOU FIND ALL THE SMOKE ALARMS IN THE HOUSE? CIRCLE THE
SMOKE ALARMS, AND COLOR IN THE PICTURE WHEN YOU ARE DONE.



ANSWER: 5

TEST SMOKE ALARMS



ONCE A MONTH



. MOST

SMOKE ALARMS



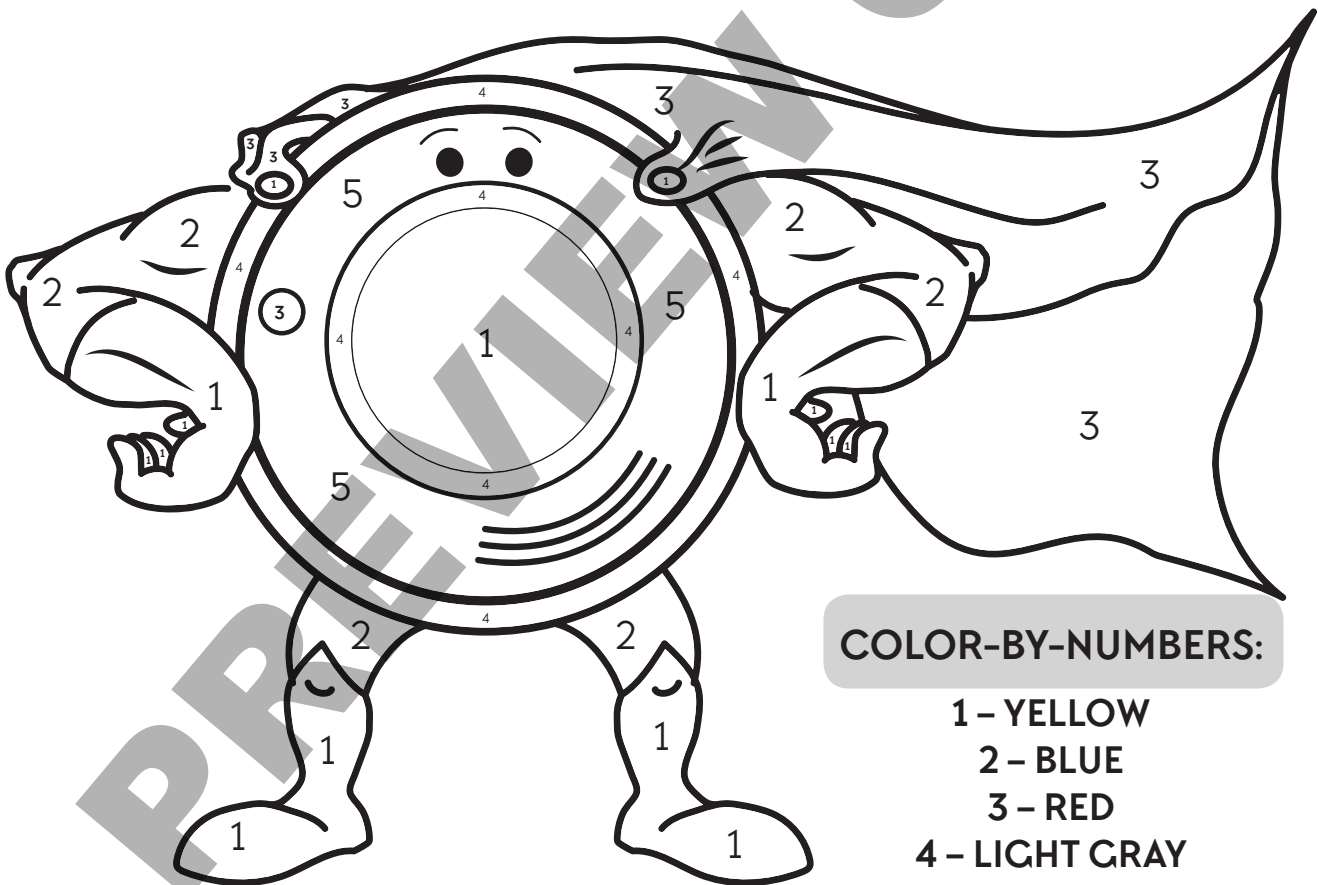

HAVE A BUTTON

YOU CAN



PRESS THAT MAKES

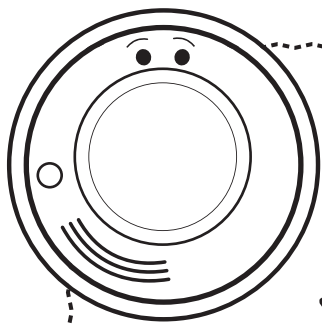
THE ALARM SOUND *B-E-E-E-P!*




COLOR-BY-NUMBERS:

- 1 - YELLOW
- 2 - BLUE
- 3 - RED
- 4 - LIGHT GRAY
- 5 - WHITE

A WORKING SMOKE ALARM IS LIKE A SUPERHERO READY TO PROTECT YOU FROM DANGEROUS FIRES.



SMOKE ALARMS




WARN

YOU THAT THERE IS A FIRE




EVERYONE SHOULD KNOW THE SMOKE ALARM


SOUND AND TO GET OUT FAST
















CAN YOU LIST THE SMOKE ALARMS IN YOUR HOME? ASK AN ADULT IF YOU ARE NOT SURE.


- 1.
- 2.
- 3.
- 4.
- 5.
- 6.



WHEN A FIRE  BREAKS OUT, EVERY
MINUTE COUNTS. WHEN YOU HEAR
THE ALARM , FOLLOW YOUR
ESCAPE PLAN  AND GET OUT FAST!


DECODE THE NUMBERS TO REVEAL THE FIRE SAFETY MESSAGE!



 4	 13	 10	 12	
 6	 11	 9	 3	
 1	 8	 2	 5	 7

 _____
1 2 3 4 5 6 ,

7 8 9 10 11 12 13 !

ANSWER: Get out, stay out!




YOU SHOULD KNOW **2** WAYS OUT
HOME , ESPECIALLY YOUR
FIRE  ONE WAY OUT MAY BE BLOCKED
IMPORTANT TO KNOW ANOTHER WAY OUT!
WITH YOUR FAMILY! NEVER GO BACK INSIDE

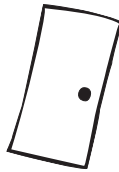
THERE ARE 2 WAYS OUT OF THIS MAZE.



SAFE PLACE #1



OF EVERY ROOM



IN YOUR

BEDROOM



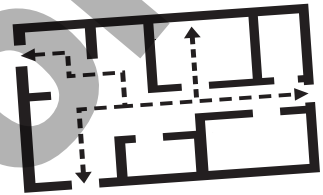
. IF THERE IS A

BY HEAT AND SMOKE




SO IT IS

PRACTICE A FIRE ESCAPE PLAN





OF A BURNING BUILDING !

CAN YOU FIND YOUR WAY TO SAFETY?



SAFE PLACE #2





DUST , DIRT , AND

COBWEBS  CAN CAUSE


SMOKE ALARMS  TO MALFUNCTION



HELP CLEAN ALERT BERT!

CIRCLE THE OBJECTS THAT
CAN KEEP HIM FROM
DOING HIS JOB.

COLOR HIM WHEN YOU ARE
FINISHED.



KEEP YOUR SMOKE ALARM WORKING PROPERLY!

KEEP THEM CLEAN




SO THEY CAN DO


THEIR JOB!

CHANGE YOUR SMOKE

ALARM'S




BATTERY




AT LEAST TWICE A YEAR. PICK AN EASY TO

REMEMBER DAY, LIKE WHEN ADJUSTING YOUR


CLOCKS




FOR DAYLIGHT SAVINGS TIME.




WORKING SMOKE ALARMS
SAVE LIVES! TRACE THE
PATH THAT CONNECTS
ALERT BERT TO
A BATTERY!



A.




B.



C.

ANSWER: Battery B.



NEVER TAKE BATTERIES OUT
OF A SMOKE ALARM



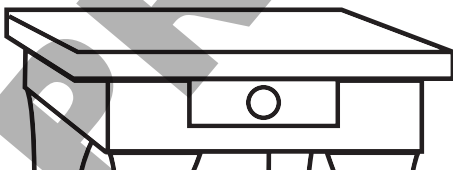

OUT

HEAR  A CHIRPING SOUND, THAT
MEANS THE BATTERY




IS LOW.


LET A GROWN UP KNOW!




COLOR IN THE PICTURE ABOVE AND SEE THAT SMOKE ALARMS AND
BATTERIES MAKE A GREAT PAIR!





























**DECODE THE MESSAGES BELOW TO
HELP YOU REMEMBER IMPORTANT TIPS
ABOUT SMOKE ALARMS AND BATTERIES.**


1. 



[illegible]

A	B	C	D	E	F	G	H	I	J	K	L	M
												
N	O	P	Q	R	S	T	U	V	W	X	Y	Z
												

ANSWERS: 1. Never take batteries out of a smoke alarm; 2. Change smoke alarm batteries twice a year.



FIND THE FOLLOWING FIRE SAFETY TERMS IN THE WORD SEARCH BELOW:

F S L M H U T E F P Y N I A
S M J E F T A E L S M W F Q
H O M E I H C S A O H I I B
O K Z T R P V C M K F X R R
Y E S I E Y M A E R Z E E T
I A A N W Z L P R A S B F P
V L F G Y U X E E D T E I R
B A E P P Q G M B R A G G A
A R T L V P P O Y E Y Z H C
T M Y A W S F Z V B L Z T T
T Z S C S Y N K A D O P E I
E A C E L A D D E R W L R C
R P H E A T E X I T G A A E
Y C I H Q M Y G Z S J N R G



SMOKE ALARM
FIRE
PLAN
FIREFIGHTER

ESCAPE
HOME
HEAT
MEETING PLACE

BATTERY
PRACTICE
EXIT
SAFETY

LADDER
FLAME
STAY LOW

ALERT BERT'S EMERGENCY TELEPHONE NUMBERS



MY NAME _____

HOME ADDRESS _____

HOME TELEPHONE _____

FATHER'S NAME _____

FATHER'S TELEPHONE AT WORK _____

MOTHER'S NAME _____

MOTHER'S TELEPHONE AT WORK _____

CHILDREN'S DOCTOR AND TELEPHONE _____

PARENT'S DOCTOR AND TELEPHONE _____

NEIGHBOR'S NAME _____

NEIGHBOR'S TELEPHONE _____

FIRE _____

POLICE _____

AMBULANCE _____

POISON CONTROL _____

ALERT BERT



THE SMOKE ALARM

**SMOKE ALARMS
SAVE LIVES!**

PREVIEW