

# Fire Ready Every Day

with FIREFIGHTER ACE

VOLUME 2

Fire Safety Activity Book

PRIMARY






# Home Escape Maze

Skill: Visual-Motor Discrimination

- There are **4** ways to escape from this burning house.
- Find all **4** ways out.



**Get Out Fast and Never Go Back Inside a Burning Building!**  
**Have you practiced your fire escape plan with your family?**  
**Do you know 2 ways out of every room in your home?**

# Get Below the Smoke!

Skill: Coloring



**Smoke from a fire rises. The safest air to breath is low.  
Crawl Low in Smoke and Get Out Quickly!**



# Smoke Alarms Save Lives!

Skills: Mathematical Solutions /  
Following Directions

- Solve the math problems.
- Connect the dots in order using the answers.
- The first three are done for you.

1.  $10 + 5 = 15$

2.  $7 - 3 = 4$

3.  $20 - 10 = 10$

4.  $4 + 4 = \underline{\quad}$

5.  $7 + 2 = \underline{\quad}$

6.  $8 - 5 = \underline{\quad}$

7.  $17 - 6 = \underline{\quad}$

8.  $3 + 3 = \underline{\quad}$

9.  $4 + 8 = \underline{\quad}$

10.  $3 + 10 = \underline{\quad}$

11.  $15 - 8 = \underline{\quad}$

12.  $30 - 25 = \underline{\quad}$

13.  $1 + 1 = \underline{\quad}$

14.  $10 - 9 = \underline{\quad}$

15.  $2 + 12 = \underline{\quad}$




# Matches and Lighters Are Not Toys!

Skills: Classification / Reasoning



- Circle the tools that are SAFE for kids.
- Put an X on tools that are UNSAFE for kids.




What might happen if you play with matches or a lighter?

- Circle **Yes** or **No** after each sentence.

1. One little match can start a huge fire. **YES** or **NO**
2. Fires can burn you and are really dangerous. **YES** or **NO**
3. Burns can hurt for many, many years. **YES** or **NO**
4. Burns can leave scars for the rest of your life. **YES** or **NO**





# Don't be Puzzled by Fire Safety!

Skills: Context Clues

smoke

water

fire

helmet

truck

alarm

hose

ladder

axe

safe


meeting

escape

burn

matches

lighter



## ACROSS

2. Always be fire \_\_\_\_.
7. A smoke \_\_\_\_ alerts you when there is a fire.
8. Have a Safe \_\_\_\_ Place outside of your home.
10. \_\_\_\_ from a fire rises.
12. A \_\_\_\_ is a dangerous tool.
14. Firefighters climb a \_\_\_\_ to reach high places.
15. Cool a burn with cool \_\_\_\_.

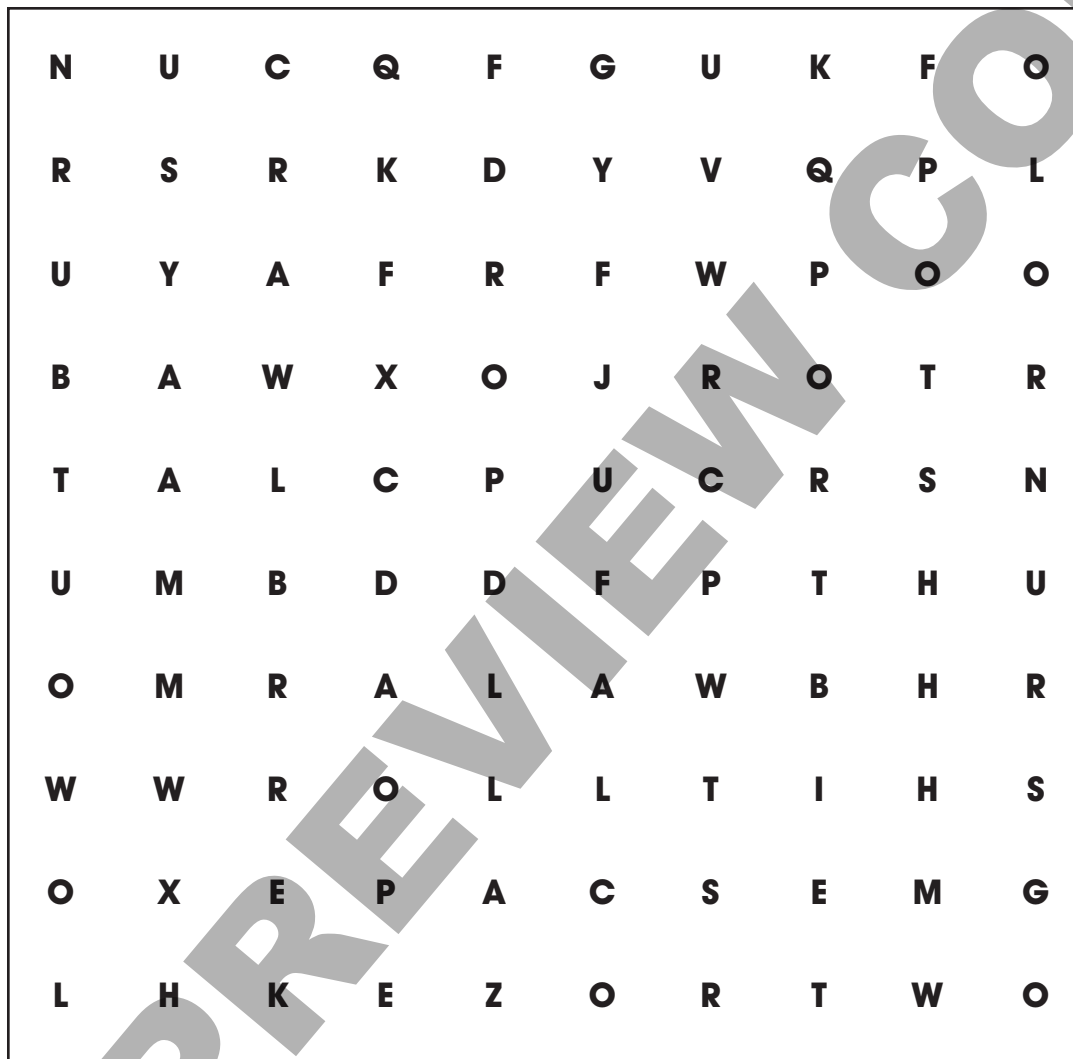
## DOWN

1. An \_\_\_\_ is a valuable firefighting tool.
3. Know how to call the \_\_\_\_ department in case of emergency.
4. Fire is dangerous and can \_\_\_\_ your skin.
5. Firefighters ride in a fire \_\_\_\_.
6. Never play with \_\_\_\_.
9. A \_\_\_\_ protects a firefighter's head.
11. Practice your fire \_\_\_\_ plan often.
13. Firefighters spray water through a \_\_\_\_ to put out flames.

# Safety Search

## Skill: Visual Discrimination

- Find and circle the 11 safety words in the puzzle and then write them on the lines below.



alarm

burn

cool

crawl

drop

escape

low

out

roll

stop

two

- \_\_\_\_\_, \_\_\_\_\_ and \_\_\_\_\_ if your clothes catch fire.
- A smoke \_\_\_\_\_ warns you if there is a fire.
- \_\_\_\_\_ a \_\_\_\_\_ with cool water.
- \_\_\_\_\_ \_\_\_\_\_ under smoke.
- Have a fire \_\_\_\_\_ plan.
- Always know \_\_\_\_\_ ways \_\_\_\_\_ of every room.



# Check Off the List to be Fire Safe!

## Skill: Reasoning

- Get a grown-up to help you complete the checklist at your home.

1. Does a grown-up stay in the kitchen when food is being cooked on the stove?
2. Are portable space heaters turned off when everyone goes to bed or leaves the home?
3. Are smoke alarms installed on every level of your home?
4. Does everyone know what the smoke alarm sounds like?
5. Are electrical cords and plugs in good condition (not cracked or frayed)?
6. Has everyone in your home practiced a home fire drill in the last six months?
7. Are all the exits in your home free from furniture, toys or other clutter?
8. Do grown-ups remember to turn pot handles inward on the stove when cooking?
9. Do you have a Safe Meeting Place outside the home where everyone will meet in case of a fire?
10. Have you checked to make sure that electrical outlets are not overloaded?
11. Does everyone know how to Stop, Drop & Roll if their clothes catch fire?
12. Does everyone know how to call the fire department in case of an emergency?

YES NO

_____	_____
_____	_____
_____	_____
_____	_____
_____	_____
_____	_____
_____	_____
_____	_____
_____	_____
_____	_____
_____	_____
_____	_____

**If you answered “No” to any of these questions you could have a possible fire hazard.**



# Halloween Safety

Skill: Coloring



**Be Safe - Be Seen at Halloween. Wear bright reflective clothing when trick-or-treating.**






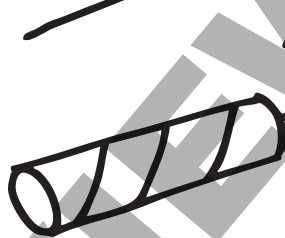


**Never use a candle in a jack-o-lantern - use a flashlight instead!**



# Be Safe Outdoors!

## Skill: Categorization

- Holidays like the 4th of July or New Year's Eve can be fun, but they can also be dangerous. Place an X over the things that could burn or hurt you.



# Holiday Safety Checklist

## Skill: Reasoning

- Fill out the checklist at home with an adult.
- Any NO answer could be a safety hazard.



### Christmas Trees

1. Do we have a flame retardant artificial tree?
2. If we have a live tree, is it fresh?
3. On our live tree, do we check the water level daily?
4. Is our tree place a good distance away from heat sources like a fireplace, stove, or space heater?
5. Is our tree securely attached to the tree holder?
6. Is our tree place out of the way of exits and stairways?
7. Do we keep candles and other open flames far away from the tree?

YES NO

_____	_____
_____	_____
_____	_____
_____	_____
_____	_____
_____	_____
_____	_____

### Holiday Lights

1. Do all of our holiday lights have the Underwriter's Laboratory (UL) seal?
2. Have the lights been checked for frayed wires, broken plugs or loose sockets?
3. Do we use weather proof electric lights and decorations outside?
4. Do we keep electrical lights and decorations off of metal trees?
5. Do we unplug the lights and electrical decorations before we go to sleep or leave the home?

_____	_____
_____	_____
_____	_____
_____	_____
_____	_____

### Decorations and Gift Wrapping

1. Do we properly dispose of all gift wrappings?
2. Are all of our decorations made out of flame retardant materials?

_____	_____
_____	_____

This certifies that

\_\_\_\_\_

*your name*

has learned to be

**Fire Ready Every Day**

and now knows how to prepare for and help prevent fire emergencies as well as lead others to safety in times of danger.

**Firefighter Ace gives you the honorable title  
of JUNIOR FIREFIGHTER!**



\_\_\_\_\_

Date

\_\_\_\_\_

Signature

PREVIEW